

P2



Welcome to your training plan for 2022's event.
3 days, 435kms, 5000m of climbing.
It's time to get you ready to take on the challenge.

P2

WELCOME

Hello and welcome to your training plan for the 2022 Royal Far West, Ride for Country Kids. Previous routes for Royal Far West have averaged around 1500 vertical meters of climbing over the 3 days, which in cycle speak is FLAT; this route however is over 5,000 vertical meters and as such will require a commitment to be able to ride safely and alongside one another up and over hilly terrain. A comment we often say to riders is "make the time or pay the crime" and we say this simply because fitness on the bike doesn't come without effort and it's not something anyone can fake for long.

We have been engaging Karmea and Sarah Anne Evans to assist our clients meet their objectives now for several years and we strongly recommend and support the need for training plans; especially, if you're new to the sport and looking to ride in this event.

A structured training plan with clear and measureable goals will get you to the level you need to be at and throughout the process hold you to account and help us identify where we can help you best. The Royal Far West Ride for Country Kids has commitments that are important for us to meet which include visiting schools and engaging local communities. This makes it imperative riders can ride safely at agreed average speeds and be able to ride at a base fitness level over the entire days route; the base fitness level for this ride is 24 k an hour.

This year, Sarah has put together a series of plans aligned to the average speeds we expect our pelotons to run at; being 24, 26 and 28 k an hr however, we also have a plan for those who aren't at the base level just yet which we have called sub 24. Participants in the Ride for Country Kids can download the training plans via PDF, access the plans via the training peaks app or engage Sarah for a more personalised plan and weekly coaching sessions. If you don't have support around you this is a really worthwhile option.

So, take a peek at what Sarah has developed and come prepared for the best 3 days of your life knowing you have done the work on the bike and throughout the journey raised awareness and funds for a really important cause. I look forward to meeting you very soon.

Kent Williams - Entoure Cycle Event Management.

entoure
SPECIALISTS IN CYCLE EVENT MANAGEMENT **.com.au**

P2

YOUR TRAINING PLAN

Your body will need to get used to backing up rides on consecutive days. Recovery is EVERYTHING. Weekday sessions are best completed on a trainer or indoor bike for consistency and maximum gains, but they are also easily achievable outside if you have the right environment. Long rides should be completed on the road, trying to match the longest distance and elevation you will face on the event. Riding in a bunch will be a part of the event so ensure you are aware of bunch ride etiquette and safety, and practice this in training. If you are taking on this challenge with friends, then make sure you plan training rides as a group, so you get to know each other's strengths.

To easily help you, here is a quick guide to some of the terminology you will see in your plan:

CADENCE/RPM

Start paying attention to your cadence on long rides. You need to ensure you are riding at 80-90rpm so that you don't load your legs when riding. This also helps with your recovery, and your ability to back up day after day. All your long rides should be focused on this higher cadence.

Hill work forms an essential part of your training plan, so learn to love the hills. Hill work translates well to power on the flats, increasing your strength and endurance. To enable you to maximise the strength gains from your hill sessions, all your specific hill work should be completed at 60-65rpm, seated. Focus on relaxed hands and upper body, working from a strong core and driving forwards into the hill with your glutes rather than your quads. If you don't have a cadence sensor then just count the revolutions of one leg for 15secs, it should be 15.

STRENGTH/FLEXIBILITY

These sessions should form an important part of your training. Stretch after each session, focus on your tightest muscles, and dedicate 20mins every day to stretching.

Building strength enables you to increase power, reduce the risk of injury, and become an all-round more balanced rider. If you are working with a trainer, attending classes or taking yourself to the gym the main thing to focus on is single leg work that simulates muscle recruitment during cycling. Look to strengthen your glutes, quads, calves but don't leave out your upper body as this also plays an important part in riding. Neck, and upper back are also important. Your lower back may need strength, but you will gain more benefits from focussing on key core stability work and increasing your flexibility in your lower back muscles.

NUTRITION GUIDE

As a very simple guide, you want to be consuming your body weight in kgs, in grams of carbs PER HOUR on the bike. So, if you weigh 70kg, you need to be eating 70gms per hour. For multi day riding we suggest eating real food rather than loading up with too many sugary gels! Sports hydration is essential as it contains carbs alongside key electrolytes. You will be stopping for morning tea and lunch during the event so practice this in training. When you are on the bike, try to eat

or drink something every 10mins, it often works well to alternate. One of the bottles on your bike should contain ONLY WATER whilst the other should contain electrolytes. Drink WATER ONLY with food. If you feel sick, don't sweat it, skip a feed and switch to water until it settles down.

OTHER HINTS AND TIPS FOR MULTI DAY RIDES & TRAINING

1. Practice loading your jersey pockets with on road food. Get used to consuming it whilst riding. A handy tip is to open your bars etc before you start your ride so it's easier to get into them. Do try this with gels!
2. Practices stopping for morning tea or lunch during your longer rides, so you can get used to the feeling of kicking your legs over after a break. This will be a norm throughout the event.
3. Practice changing a flat if you aren't confident and ensure you carry tubes and bits when you head out. During the event your mechanical team will manage this for you, but during your training it's all on you.
4. Ensure you are running the right tyre pressure. Pre event, it's always a good idea to replace any worn tubes or tyres to minimise chances of flats. PSI advice varies, we recommend min 90 to around 100.
5. Stretch each day post ride. This is important for your recovery and will prevent future injuries and stiffness.
6. Ensure you eat and hydrate after your rides. This will speed up your recovery and allow you to replenish your energy. Aim for your bodyweight in grams of carbs (i.e 70kg=70gms) within 45mins of stopping.
7. Study the route when it is made public, simulating this in training where possible with the same elevation and distance.
8. Massage ☺ Book them often to help your muscles stay supple, injury free and ready to ride.

TRAINING TO HEART RATE AND EFFORT

Training in targeted heart rate or power zones allows you to get maximum gains from your sessions. We find many riders work to low in key sessions, and train to high on long distance rides, desperate to get the miles in! Planned recovery or easy spin sessions should be completed at a very comfortable pace.

You can keep it simple with easy, medium and hard as your guides, or dial into HR Zones or power.

EASY (50-70% MAX HR. Zone1/2 PWR)

A pace you can easily talk at (recovery, warm up, steady state, and cool down).

MEDIUM (70-80% MAX HR. Zone 3 PWR) = pace talking becomes a little breathless, you are applying yourself in these sessions (hill and endurance work).

HARD (80-90% MAX HR. Zone 4/5 PWR) = efforts are more of a yes/no answer level because talking is a challenge (intervals, hills).

SESSION TYPES & TERMINOLOGY

All of the sessions contained in this program have one purpose, to get you fit and strong enough to complete this event.

None are more important than the other, each needs to be given time and dedication. The sessions are explained below, so lap them up and work hard. A positive mind set is important for this event. Remember your motivation to sign up, why you are raising money, and why you are testing yourself with such an amazing goal.

STRENGTH = these sessions are geared towards getting your legs stronger for the hills but also translate to more power on flat roads. Hill are climbed seated at a low cadence of 60-65rpm.

ENDURANCE = interval sessions set at a harder effort level to increase your overall aerobic fitness

TEMPO = designed to make you work at a harder consistent effort for a long time these will increase your aerobic fitness

POWER = these sessions get your legs stronger by working at a lower 70-75rpm cadence

BUILD RIDE = staged the day before and/or after your long ride, these sessions get you used to riding on tired legs and prepare you to ride consecutive days in the saddle

LONG RIDE = your meat and veg! Aimed at getting you used to riding longer days and building endurance

SPIN OUT = an easy recovery ride day, these are done for the love of riding!

CROSS TRAIN = anything but a bike day. Enjoy a swim, gentle run, gym or core strength session.

REST = complete rest if you need it or enjoy an unloaded session like a swim or yoga class

STRETCH & ROLL = while these sessions aren't in the plan, you should aim to focus on this for 20min daily

P2

ROUTE OVERVIEW

The route for the 2022 ride will be announced in due course. In the meantime, here is a brief overview of the daily distances, elevation and terrain you can expect over the 3 days.

Each day of the ride you will be faced with a mix of undulating terrain, long climbs and descents and flat riding. It's incredibly important your training mirrors the terrain you will face or you will struggle. You were asked at registration to choose an avg pace, it's essential that you can ride at this pace for consecutive days over hilly terrain. So, add this pace focus into your training.

DAY	DISTANCE	ELEVATION
1	145.8km	+1887m
2	156km	+1681m
3	133.3km	+1749m



P2

TRAINING PLAN

Peloton 2 will be riding at an average pace of 26kph.

Chances are you are already riding longer distances so your main focus in training is:

- Practice riding in a group if this isn't something you do routinely
- Get your legs used to riding again after longer stops as your days will include lunch stops
- Try to simulate the distance and elevation that you will face on the event
- Focus on nailing your average cadence on rides (80-90rpm) so your legs last the days and recover





PACE & EFFORT GUIDE		
EASY	50-70% MAX HR	Zone 1/2 PWR
MEDIUM	70-80% MAX HR	Zone 3 PWR
HARD	80-90% MAX HR	Zone 4/5 PWR

MON	TUE	WED	THU	FRI	SAT	SUN
31	1 Feb	2	3	4	5	6
<div>WEEK 1</div> <div>REST DAY</div>	<div>STRENGTH</div> <div>0:55:00</div> <div>34 TSS</div> <div>W/U: 10mins EASY</div> <div>HILL REPS: 5 x</div> <div>5mins MED 60-65rpm seated</div> <div>3mins EASY</div> <div>C/D: 10mins EASY</div>	<div>SPIN OUT</div> <div>1:00:00</div> <div>60mins</div> <div>Easy cruise to ease out the legs.</div>	<div>CROSS TRAIN OR REST</div> <div>Run, strength swim, yoga</div> <div>THIS CAN BE A COMPLETE REST DAY IF NEEDED</div>	<div>TEMPO</div> <div>1:00:00</div> <div>50 TSS</div> <div>W/U: 10mins EASY</div> <div>MAIN SET:</div> <div>40mins MEDIUM 80-90rpm</div> <div>C/D: 10mins EASY</div>	<div>BUILD RIDE</div> <div>40.0 km</div> <div>Include in the ride:</div> <div>10mins EASY</div> <div>10mins MED</div> <div>5min HARD</div> <div>All 80-90rpm</div>	<div>LONG RIDE</div> <div>60.0 km</div> <div>Ride a hilly route.</div> <div>Ride all hills at 60-65rpm MED.</div> <div>Rest of ride 80-90rpm. EASY</div>
MON	TUE	WED	THU	FRI	SAT	SUN
7	8	9	10	11	12	13
<div>WEEK 2</div> <div>BUILD RIDE</div> <div>0:30:00</div> <div>30mins on tired legs.</div> <div>Good power up hills. 80-90rpm avg</div>	<div>STRENGTH</div> <div>1:00:00</div> <div>40 TSS</div> <div>W/U: 10mins</div> <div>HILL REPS: 6 x</div> <div>3mins MED 60-65rpm</div> <div>30secs HARD 70-75rpm</div> <div>3mins EASY</div> <div>C/D: 10mins</div>	<div>SPIN OUT</div> <div>1:00:00</div> <div>60mins</div> <div>Easy cruise to ease out the legs.</div>	<div>CROSS TRAIN OR REST</div> <div>Run, strength swim, yoga</div> <div>THIS CAN BE A COMPLETE REST DAY IF NEEDED</div>	<div>ENDURANCE</div> <div>1:00:00</div> <div>61 TSS</div> <div>W/U: 10mins</div> <div>INTERVALS 3 x</div> <div>6mins HARD 60-65rpm</div> <div>4mins V HARD 70-75rpm</div> <div>5mins EASY</div> <div>C/D: 10mins</div>	<div>BUILD RIDE</div> <div>50.0 km</div> <div>Include in ride:</div> <div>30mins MED</div> <div>Cadence 80-90rpm</div>	<div>LONG RIDE</div> <div>70.0 km</div> <div>Ride a hilly route.</div> <div>Ride all hills at 60-65rpm MED.</div> <div>Rest of ride 80-90rpm. EASY</div>

MON	TUE	WED	THU	FRI	SAT	SUN
14	15	16	17	18	19	20
<div><div><div></div></div><div>WEEK 3</div><div><div></div></div><div>BUILD RIDE 0:30:00 30mins on tired legs. Good power up hills. 80-90rpm avg</div></div>	<div><div><div></div></div><div>INTERVALS 1:00:00 48 TSS W/U: 10mins INTERVALS: 2mins rest 7mins HARD 8mins HARD 9mins HARD 10mins HARD C/D: 10mins</div><div></div></div>	<div><div><div></div></div><div>SPIN OUT 1:00:00 60mins Easy cruise to ease out the legs.</div></div>	<div><div><div></div></div><div>CROSS TRAIN OR REST Run, strength swim, yoga THIS CAN BE A COMPLETE REST DAY IF NEEDED</div></div>	<div><div><div></div></div><div>INTERVALS 1:10:00 68 TSS W/U: 10mins INTERVALS: 3 x 4 x 3:30mins MED 30secs ALL OUT 3mins EASY C/D: 6mins</div><div></div></div>	<div><div><div></div></div><div>BUILD RIDE 60.0 km Ride at good tempo EASY/MED for the duration. Cadence 80-90rpm</div></div>	<div><div><div></div></div><div>LONG RIDE 80.0 km Ride a hilly route. Ride all hills at 60-65rpm MED. Rest of ride 80-90rpm. EASY</div></div>
21	22	23	24	25	26	27
<div><div><div></div></div><div>WEEK 4 REST WEEK</div><div><div></div></div><div>REST DAY Run, strength swim, yoga</div></div>	<div><div><div></div></div><div>GEARING 0:55:00 37 TSS W/U: 10mins INTERVAL SET: 3 x 6mins EASY 4mins MED 2mins HARD C/D: 10mins</div><div></div></div>	<div><div><div></div></div><div>SPIN OUT 1:00:00 60mins Easy cruise to ease out the legs.</div></div>	<div><div><div></div></div><div>REST DAY Run, strength swim, yoga</div></div>	<div><div><div></div></div><div>ENDURANCE 1:00:00 35 TSS W/U: 10mins INTERVALS: 5 x 2mins MEDIUM 4mins EASY C/D: 10mins</div><div></div></div>	<div><div><div></div></div><div>BUILD RIDE 40.0 km Easy paced social ride. Stop for a coffee along the way</div></div>	<div><div><div></div></div><div>LONG RIDE 50.0 km Easy paced ride. Keep your legs at 80-90rpm</div></div>
28	1 Mar	2	3	4	5	6
<div><div><div></div></div><div>WEEK 5</div><div><div></div></div><div>BUILD RIDE 0:45:00 45mins on tired legs. Good power up hills. 80-90rpm avg</div></div>	<div><div><div></div></div><div>ENDURANCE 0:55:00 44 TSS W/U: 10mins INTERVALS: 3 x 5mins MED 5mins TEMPO 5mins HARD 3min EASY C/D 10mins</div><div></div></div>	<div><div><div></div></div><div>SPIN OUT 1:00:00 60mins Easy cruise to ease out the legs.</div></div>	<div><div><div></div></div><div>CROSS TRAIN OR REST Run, strength swim, yoga THIS CAN BE A COMPLETE REST DAY IF NEEDED</div></div>	<div><div><div></div></div><div>INTERVALS 1:00:00 52 TSS W/U: 10mins INTERVALS: 6 x 4mins HARD 30secs ALL OUT 2mins EASY C/D: 10mins</div><div></div></div>	<div><div><div></div></div><div>BUILD RIDE 70.0 km Include in the ride: 10mins EASY 40mins MED 10min HARD All 80-90rpm</div></div>	<div><div><div></div></div><div>LONG RIDE 90.0 km Ride a hilly route. Focus on 80- 90rpm avg. Practice ride nutrition.</div></div>
7	8	9	10	11	12	13
<div><div><div></div></div><div>WEEK 6</div><div><div></div></div><div>BUILD RIDE 0:45:00 45mins on tired legs. Good power up hills. 80-90rpm avg</div></div>	<div><div><div></div></div><div>STRENGTH 1:15:00 69 TSS W/U: 10mins HILL REPS: 5 x 4mins MED 60-65rpm 4mins rest 5 x 1min HARD 1min EASY C/D: 10mins</div><div></div></div>	<div><div><div></div></div><div>SPIN OUT 1:00:00 60mins Easy cruise to ease out the legs.</div></div>	<div><div><div></div></div><div>CROSS TRAIN OR REST Run, strength swim, yoga THIS CAN BE A COMPLETE REST DAY IF NEEDED</div></div>	<div><div><div></div></div><div>POWER 1:00:00 37 TSS W/U: 10mins INTERVALS: 7 x 6min 70-75rpm MED effort 3mins easy C/D: 9mins</div><div></div></div>	<div><div><div></div></div><div>BUILD RIDE 80.0 km Include in the ride: 3 x 30mins TEMPO All 80-90rpm</div></div>	<div><div><div></div></div><div>LONG RIDE 100 km Ride a hilly route. Ride all hills at 70-75rpm MED Practice ride nutrition.</div></div>

MON	TUE	WED	THU	FRI	SAT	SUN
14	15	16	17	18	19	20
<div><div><div></div></div><div>WEEK 7</div><div><div></div></div><div>BUILD RIDE 0:45:00 45mins on tired legs. Good power up hills. 80-90rpm avg</div></div>	<div><div><div></div></div><div>INTERVALS 1:15:00 71 TSS W/U: 10mins INTERVALS 3 x 4 x 3:30mins MED 30secs ALL OUT 4 mins C/D: 10mins</div><div></div></div>	<div><div><div></div></div><div>SPIN OUT 1:00:00 60mins Easy cruise to ease out the legs.</div></div>	<div><div><div></div></div><div>CROSS TRAIN OR REST Run, strength swim, yoga THIS CAN BE A COMPLETE REST DAY IF NEEDED</div></div>	<div><div><div></div></div><div>TEMPO 1:20:00 65 TSS W/U: 10mins MAIN SET: 50mins TEMPO C/D: 10mins</div><div></div></div>	<div><div><div></div></div><div>BUILD RIDE 90.0 km Ride at a good tempo for the duration of the ride</div></div>	<div><div><div></div></div><div>LONG RIDE 110 km Ride a hilly route. Ride all hills strong and efficiently Practice ride nutrition.</div></div>
21	22	23	24	25	26	27
<div><div><div></div></div><div>WEEK 8 REST WEEK</div><div><div></div></div><div>REST DAY Run, strength swim, yoga</div></div>	<div><div><div></div></div><div>ENDURANCE 1:00:00 35 TSS W/U: 10mins INTERVALS: 5 x 2mins MEDIUM 4mins EASY C/D: 10mins</div><div></div></div>	<div><div><div></div></div><div>SPIN OUT 1:00:00 60mins Easy cruise to ease out the legs.</div></div>	<div><div><div></div></div><div>REST DAY Run, strength swim, yoga</div></div>	<div><div><div></div></div><div>GEARING 0:55:00 37 TSS W/U: 10mins INTERVAL SET: 5 x 2mins EASY 2mins MED 2mins HARD C/D: 10mins</div><div></div></div>	<div><div><div></div></div><div>BUILD RIDE 50.0 km Easy paced social ride. Stop for a coffee along the way</div></div>	<div><div><div></div></div><div>LONG RIDE 60.0 km Easy paced ride. Keep your legs at 80-90rpm</div></div>
28	29	30	31	1 Apr	2	3
<div><div><div></div></div><div>WEEK 9</div><div><div></div></div><div>BUILD RIDE 1:00:00 60mins on tired legs. Good power up hills. 80-90rpm avg</div></div>	<div><div><div></div></div><div>STRENGTH 1:00:00 43 TSS W/U: 10mins HILL REPS: 6 x 4mins MED 60-65rpm 1min HARD 70-75rpm 2mins EASY C/D: 10mins</div><div></div></div>	<div><div><div></div></div><div>SPIN OUT 1:30:00 60-90mins Easy cruise to ease out the legs.</div></div>	<div><div><div></div></div><div>CROSS TRAIN OR REST Run, strength swim, yoga THIS CAN BE A COMPLETE REST DAY IF NEEDED</div></div>	<div><div><div></div></div><div>ENDURANCE 1:00:00 58 TSS W/U: 15mins Main set x 3: 7min ramp from MED - ALL OUT 4mins rest C/D: 6mins</div><div></div></div>	<div><div><div></div></div><div>BUILD RIDE 100 km Include in ride: 4 x 6min hill reps 60-65rpm, MED push last 30secs in same gear to +70rpm HARD</div></div>	<div><div><div></div></div><div>LONG RIDE 120 km Ride a hilly route. Focus on 80- 90rpm avg. Practice ride nutrition.</div></div>
4	5	6	7	8	9	10
<div><div><div></div></div><div>WEEK 10</div><div><div></div></div><div>BUILD RIDE 1:00:00 60mins on tired legs. Good power up hills. 80-90rpm avg</div></div>	<div><div><div></div></div><div>TEMPO 1:10:00 60 TSS W/U: 10mins MAIN SET: 50mins MEDIUM C/D: 10mins</div><div></div></div>	<div><div><div></div></div><div>SPIN OUT 1:30:00 60-90mins Easy cruise to ease out the legs.</div></div>	<div><div><div></div></div><div>CROSS TRAIN OR REST Run, strength swim, yoga THIS CAN BE A COMPLETE REST DAY IF NEEDED</div></div>	<div><div><div></div></div><div>INTERVALS 1:00:00 55 TSS W/U: 10mins INTERVALS: 6 x 4mins HARD 1min ALL OUT 2mins EASY C/D: 10mins</div><div></div></div>	<div><div><div></div></div><div>BUILD RIDE 110 km Include in the ride: 10mins EASY 60mins MED 15min HARD All 80-90rpm</div></div>	<div><div><div></div></div><div>LONG RIDE 120 km Ride a hilly route. Focus on 80- 90rpm avg. Practice ride nutrition.</div></div>

MON	TUE	WED	THU	FRI	SAT	SUN
11	12	13	14	15	16	17
<div><div><div></div></div><div>WEEK 11</div></div> <div><div><div></div></div><div>BUILD RIDE</div><div>1:10:00</div><div>70mins on tired legs. Good power up hills. 80-90rpm avg</div></div>	<div><div><div></div></div><div>STRENGTH</div><div>1:00:00</div><div>37 TSS</div><div>W/U: 10mins HILL REPS: 5 x 6mins MED 60-65rpm seated 2mins EASY C/D: 10mins</div><div><div></div></div></div>	<div><div><div></div></div><div>SPIN OUT</div><div>1:30:00</div><div>60-90mins Easy cruise to ease out the legs.</div></div>	<div><div><div></div></div><div>CROSS TRAIN OR REST</div><div>Run, strength swim, yoga</div><div>THIS CAN BE A COMPLETE REST DAY IF NEEDED</div></div>	<div><div><div></div></div><div>POWER</div><div>1:30:00</div><div>57 TSS</div><div>W/U: 10mins INTERVALS: 8 x 6min 70-75rpm MED effort 3mins easy C/D: 9mins</div><div><div></div></div></div>	<div><div><div></div></div><div>BUILD RIDE</div><div>120 km</div><div>Include in ride: 60mins TEMPO 80-90rpm</div></div>	<div><div><div></div></div><div>LONG RIDE</div><div>120 km</div><div>Ride a hilly route. Ride optimum cadence/effort on hills Practice ride nutrition.</div></div>
18	19	20	21	22	23	24
<div><div><div></div></div><div>WEEK 12 REST WEEK</div></div> <div><div><div></div></div><div>REST DAY</div><div>Run, strength swim, yoga</div></div>	<div><div><div></div></div><div>ENDURANCE</div><div>0:55:00</div><div>32 TSS</div><div>W/U: 15mins INTERVALS: 5 x 3mins MEDIUM 2mins EASY C/D: 15mins</div><div><div></div></div></div>	<div><div><div></div></div><div>SPIN OUT</div><div>1:00:00</div><div>60-90mins Easy cruise to ease out the legs.</div></div>	<div><div><div></div></div><div>REST DAY</div><div>Run, strength swim, yoga</div></div>	<div><div><div></div></div><div>TEMPO</div><div>1:10:00</div><div>52 TSS</div><div>W/U: 10mins MAIN SET: 30mins TEMPO 10mins EASY C/D: 10mins</div><div><div></div></div></div>	<div><div><div></div></div><div>BUILD RIDE</div><div>60.0 km</div><div>Easy paced social ride. Stop for a coffee along the way</div></div>	<div><div><div></div></div><div>LONG RIDE</div><div>70.0 km</div><div>Easy paced ride. Keep your legs at 80-90rpm</div></div>
25	26	27	28	29	30	1 May
<div><div><div></div></div><div>WEEK 13</div></div> <div><div><div></div></div><div>BUILD RIDE</div><div>1:20:00</div><div>80mins on tired legs. Good power up hills. 80-90rpm avg</div></div>	<div><div><div></div></div><div>GEARING</div><div>1:00:00</div><div>42 TSS</div><div>W/U: 10mins INTERVAL SET: 3 x 4mins EASY 4mins MED 4mins HARD C/D: 10mins</div><div><div></div></div></div>	<div><div><div></div></div><div>SPIN OUT</div><div>1:30:00</div><div>60-90mins Easy cruise to ease out the legs.</div></div>	<div><div><div></div></div><div>CROSS TRAIN OR REST</div><div>Run, strength swim, yoga</div><div>THIS CAN BE A COMPLETE REST DAY IF NEEDED</div></div>	<div><div><div></div></div><div>ENDURANCE</div><div>1:00:00</div><div>40 TSS</div><div>W/U 10mins INTERVALS: 3 x 8mins MED 2mins HARD 3mins easy C/D 5mins</div><div><div></div></div></div>	<div><div><div></div></div><div>BUILD RIDE</div><div>120 km</div><div>Include in ride: 4 x 5min hill climb 60-65rpm, MED push last 30secs in same gear to +70rpm HARD</div></div>	<div><div><div></div></div><div>LONG RIDE</div><div>130 km</div><div>Ride a hilly route. Focus on 80- 90rpm avg. Practice ride nutrition.</div></div>
2	3	4	5	6	7	8
<div><div><div></div></div><div>WEEK 14</div></div> <div><div><div></div></div><div>BUILD RIDE</div><div>1:30:00</div><div>90mins on tired legs. Good power up hills. 80-90rpm avg</div></div>	<div><div><div></div></div><div>INTERVALS</div><div>1:00:00</div><div>51 TSS</div><div>W/U: 15mins INTERVALS: 5 x 4mins HARD 1min ALL OUT 2mins EASY C/D: 10mins</div><div><div></div></div></div>	<div><div><div></div></div><div>SPIN OUT</div><div>1:30:00</div><div>60-90mins Easy cruise to ease out the legs.</div></div>	<div><div><div></div></div><div>CROSS TRAIN OR REST</div><div>Run, strength swim, yoga</div><div>THIS CAN BE A COMPLETE REST DAY IF NEEDED</div></div>	<div><div><div></div></div><div>POWER</div><div>1:30:00</div><div>56 TSS</div><div>W/U: 15mins INTERVALS: 6 x 8min 70-75rpm MED effort 3mins easy C/D 9mins</div><div><div></div></div></div>	<div><div><div></div></div><div>BUILD RIDE</div><div>140 km</div><div>Include in ride: 4 x 30mins TEMPO 80-90rpm</div></div>	<div><div><div></div></div><div>LONG RIDE</div><div>150 km</div><div>Ride a hilly route. Focus on 80- 90rpm avg. Practice ride nutrition.</div></div>

MON	TUE	WED	THU	FRI	SAT	SUN
9	10	11	12	13	14	15
<div>📅</div> WEEK 15 <div>🚲</div> BUILD RIDE 1:30:00 90mins on tired legs. Good power up hills. 80-90rpm avg	<div>🚲</div> INTERVALS 1:00:00 52 TSS W/U: 10mins INTERVALS: 5 x 6mins HARD 2mins EASY C/D: 10mins 	<div>🚲</div> SPIN OUT 1:30:00 60-90mins Easy cruise to ease out the legs.	<div>🕒</div> CROSS TRAIN OR REST Run, strength swim, yoga THIS CAN BE A COMPLETE REST DAY IF NEEDED	<div>🚲</div> ENDURANCE 1:30:00 73 TSS W/U 10mins MAIN SET 3 x 10mins MED 10mins HARD 5mins easy C/D 5mins 	<div>🚲</div> BUILD RIDE 140 km Ride strong for the duration pushing hard up the hills. Best possible cadence on climbs.	<div>🚲</div> LONG RIDE 150 km Ride a hilly route. Focus on 80- 90rpm avg. Practice ride nutrition.
MON	TUE	WED	THU	FRI	SAT	SUN
16	17	18	19	20	21	22
<div>📅</div> WEEK 16 TAPER WEEK <div>🏠</div> REST DAY Run, strength swim, yoga	<div>🚲</div> MOBILISATION 0:45:00 29 TSS W/U: 15mins MAIN SET 3 x 2mins EASY 2mins MED 2mins HARD C/D: 10mins 	<div>🚲</div> SPIN OUT 1:00:00 Easy cruise to ease out the legs.	<div>🚲</div> ENDURANCE 1:00:00 49 TSS W/U: 10mins INTERVALS: 3 x 10mins TEMPO Rest 3mins C/D: 5mins 	<div>🏠</div> REST DAY Run, strength, swim, yoga	<div>🚲</div> PRE EVENT SHAKE DOWN 1:00:00 Easy spin to keep the pipes warm!	<div>MAY 22</div> 15 WEEKS UNTIL EVENT DAY 1 - 145.8km
MON	TUE	WED	THU	FRI	SAT	SUN
23	24	25	26	27	28	29
<div>MAY 23</div> 16 WEEKS UNTIL EVENT DAY 2 - 156km	<div>MAY 24</div> 16 WEEKS UNTIL EVENT DAY 3 - 133km					

This program is available to download in Training Peaks. This will allow the sessions to upload directly to your device or smart trainer and give you greater accountability for your training. If you don't have a Training Peaks account, it's free to set up. Please contact Sarah Anne from Karmea, her details are below.



MEET YOUR COACH :

Sarah Anne Evans is the founder and head coach at Karmea, the athlete coaching and training retreat specialists. She is an established triathlon, cycling and endurance coach with experience helping athletes at all levels achieve their goals, and has competed for over 20 years in cycling and endurance racing herself.

Sarah Anne founded Karmea based on principles that create a more complete, successful, and rounded athlete, capable of achieving anything they set their minds to.

If you'd like to talk about a personalised coaching program tailored to your goals, contact Sarah Anne.

FOR MORE INFORMATION CALL 0420 923 067 OR VISIT WWW.KARMEA.COM.AU

Always consult a qualified medical professional before beginning any new exercise program. Any content or information provided by "Karmea", is for informational and educational purposes only and any use thereof is solely at your own risk. "Karmea" bears no responsibility thereof.

The information contained herein is not intended to be a substitute for professional medical advice, diagnosis or treatment in any manner. Always seek the advice of your physician or other qualified health provider with any questions you may have regarding any medical condition prior to commencing any program. All information contained in this program, including but not limited to text, graphics, images, information, third party information and/or advice, exercises, diets, psychology, websites, links, and or any other material contained herein are for informational and educational purposes only.